

ONLINE

EARN DATA ANALYST BADGE

DATA ANALYST

Training & Certification Course

***GET 100% PAID INTERNSHIP OFFER**

~~Rs 7,500/-~~

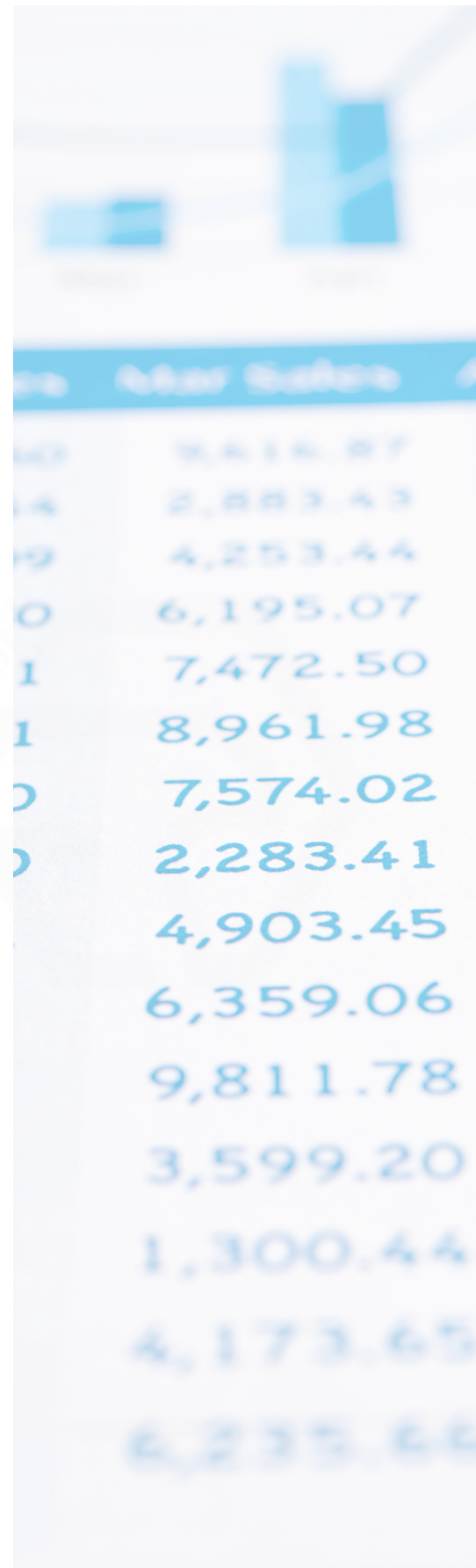
Rs 4,000/-

**Unlocking the Power of
Advance Excel, SQL and Tableau**

**20 DAYS TRAINING + 10 DAYS PROJECT
(ZERO TO HERO IN ONE MONTH)**

ADVANCED EXCEL

- Getting Started with Excel
- Data Entry, Editing, & Number Formatting
- Data Formatting
- Working with Cells and Ranges in Excel
- Managing Worksheets
- Introduction to Excel Tables
- Auto-fill, Custom Lists, and Flash Fill
- Number Formatting in Excel
- Excel Formula Basics
- Logical Formulas in Excel
- Math Formulas in Excel
- Lookup and Reference Formulas in Excel
- Stats Formulas in Excel
- Text Formulas in Excel
- Date and Time Formulas in Excel
- Formulas Mix and Match (10 Examples)
- Named Ranges in Excel
- Data Validation in Excel
- Data Sorting and Filtering in Excel
- Using Conditional Formatting in Excel
- Introduction to Excel Charting
- 10 Advanced Excel Charting Examples
- Dynamic Charts in Excel
- Overview of Excel Pivot Table
- Protection in Excel
- Introduction to Macros and VB Editor

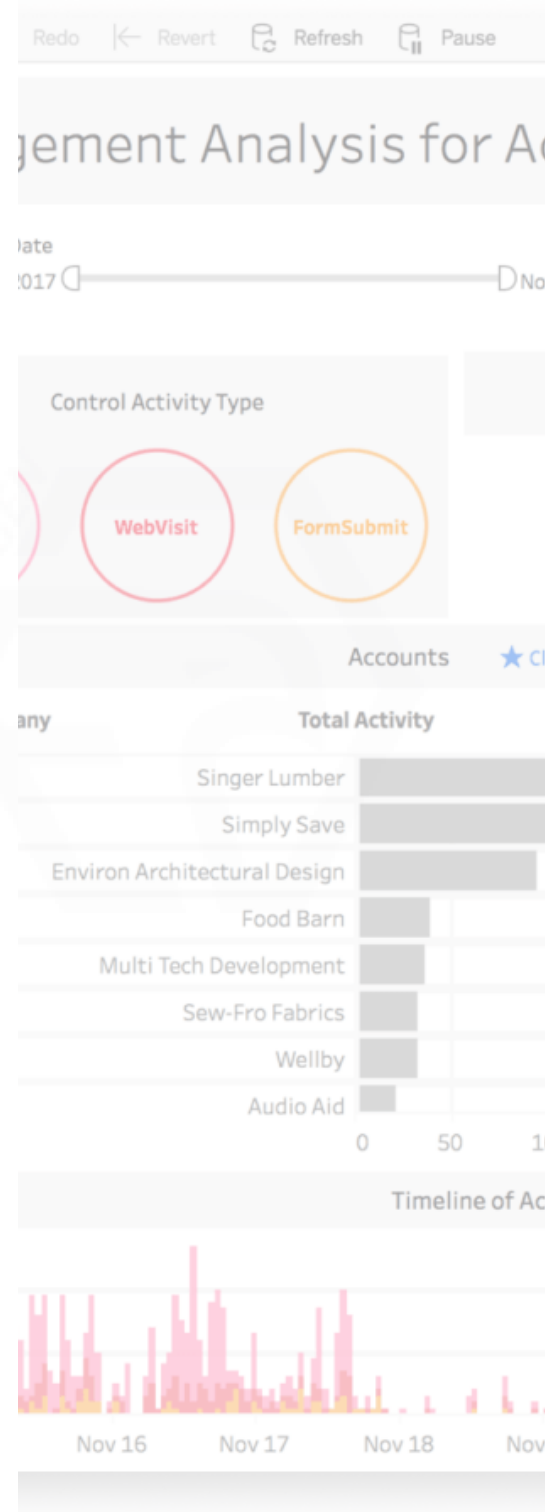


SQL

- Database Definition, Meaning, Types, Example
- SQL Basics, How to Use
- How to Install MySQL Workbench & Use
- Create Table Database in MySQL
- SELECT Statement- Learn with Example
- WHERE Clause- AND, OR, IN, NOT
- INSERT INTO Query- How to add Row
- DELETE Query- How to Delete Row
- UPDATE Query- Learn with Example
- ORDER BY in MySQL- DESC & ASC Query
- GROUP BY and HAVING Clause
- Wildcards Tutorial- Like, NOT Like, Escape
- String, Numeric, User-Defined, Stored
- SUM, AVG, MAX, MIN , COUNT, DISTINCT
- SQL IS NULL & IS NOT NULL
- SQL AUTO_INCREMENT
- MYSQL - ALTER, DROP, RENAME, MODIFY
- SQL Subquery Tutorial
- SQL JOINS- INNER, OUTER, LEFT, RIGHT, CROSS
- SQL UNION
- SQL Views
- SQL Index Tutorial – Create, Add & Drop

TABLEAU

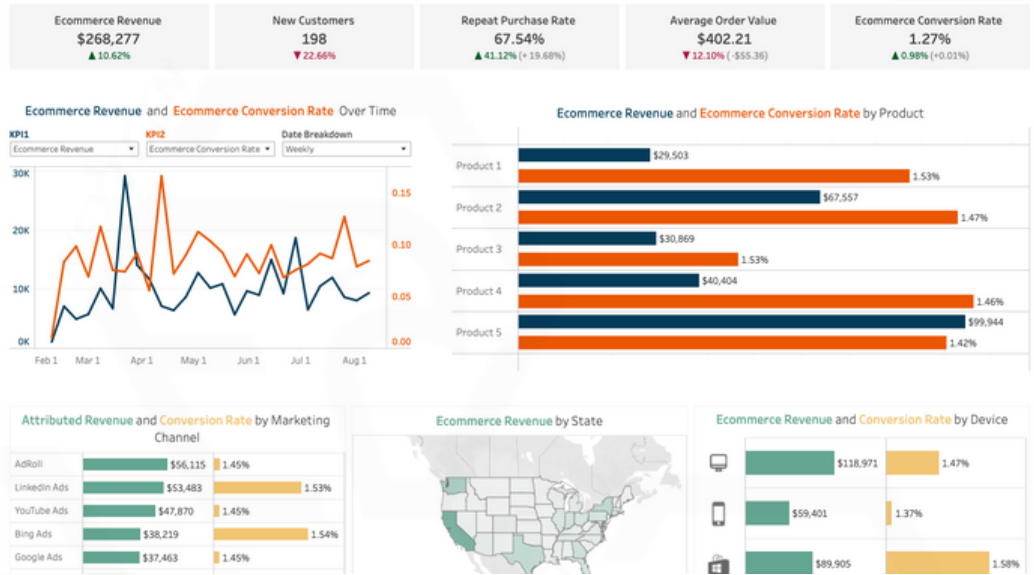
- Brief- Data Visualization and Tableau tool.
- Data Visualization
- Business Intelligence tools
- Introduction to Tableau
- Tableau Architecture
- Introduction to Tableau
- Tableau User Interface
- Features of Tableau Desktop
- Connect to data from File and Database
- Types of Connections
- Joins, Unions and Data Blending
- Tableau Desktop User Interface
- Visual Analytics
- Charts: Bar Chart, Line Chart, and Pie Chart
- Hierarchies
- Data Granularity, Highlighting
- Sorting, Filtering, Grouping
- Sets, Types of Calculations
- Number, String, Date, Logical and Aggregate
- Operators and Syntax Conventions
- Table Calculations
- Introduction to Dashboards
- The Dashboard Interface
- Dashboard Objects
- Building a Dashboard
- Dashboard Layouts and Formatting
- Interactive Dashboards with actions
- Designing Dashboards for devices
- Story Points



PROJECT

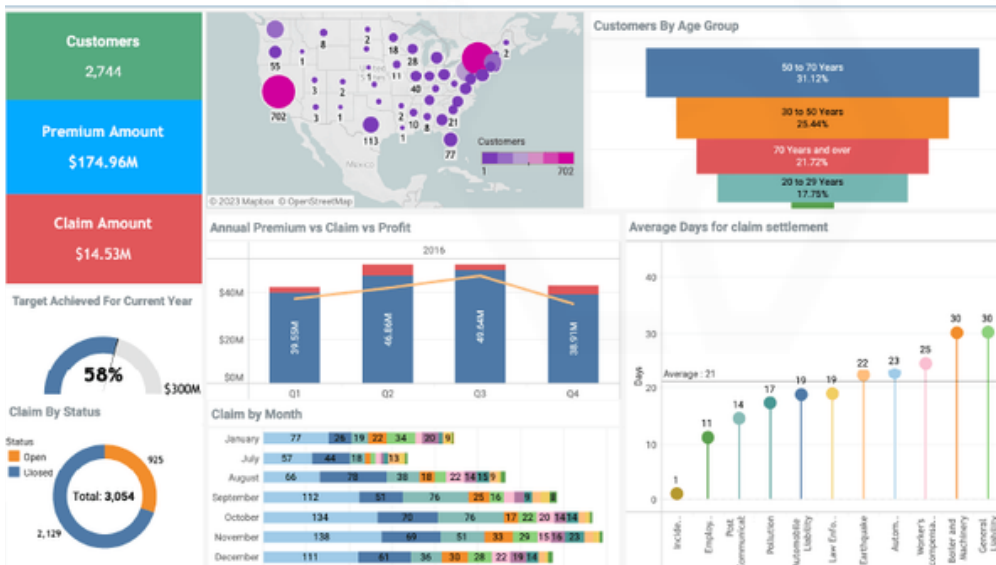


**BUILD
YOUR
FIRST
ECOMMERCE
DASHBOARD**



AND


AND




**BUILD
YOUR
FIRST
HEALTHCARE
DASHBOARD**

TARGET PAID INTERNSHIP**1****LEARNING**

Embark on a comprehensive course that equips you with the necessary skills to secure a 100% internship offer, paving the way for a successful career ahead.

**2****PROJECT**

Step into the realm of real-time industry projects, where you can harness your skills, gain confidence, and showcase your expertise to the world.

**3****MOCK INTERVIEW**

Embrace the wisdom of industry mentors, polish your skills through demo interviews, and embark on a journey towards domain mastery.

**4****JOIN COMPANY**

Unlock your potential, seize the opportunity, and watch your dreams become your reality.

